Multiple District S

As of October 2026 Cumulative

Year	New Clubs	Dropped Clubs	Gain/ Loss Clubs	New Members	Charter Members	Reinstate Members	Transfer Members	Total Member Added	Total Members Dropped	Gain/ Loss Members
2022-2023	6	6	0	285	186	32	8	511	630	-119
2023-2024	3	5	-2	330	70	13	8	421	485	-64
2024-2025	3	0	3	230	70	42	12	354	506	-152
2025-2026	6	0	6	588	163	14	16	781	413	368
2026-2027	1	0	1	71	25	6	11	113	64	49
Average	**4**	**2**	**2**	**301**	**103**	**21**	**11**	**436**	**420**	**16**

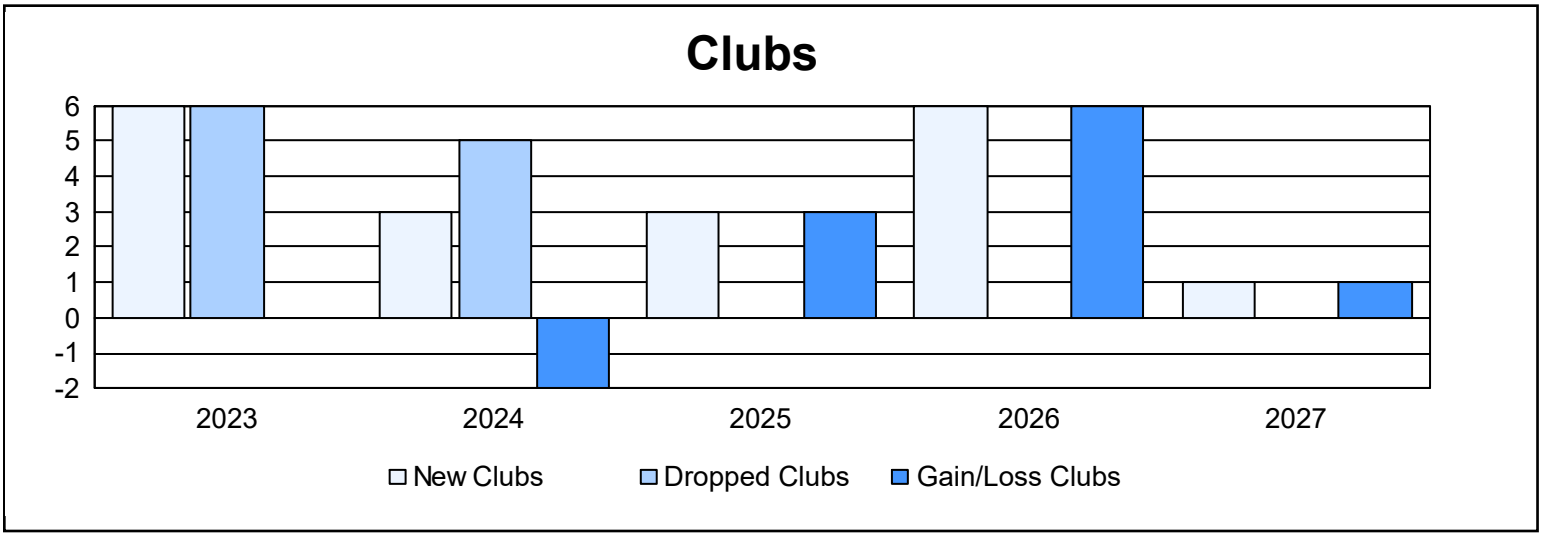

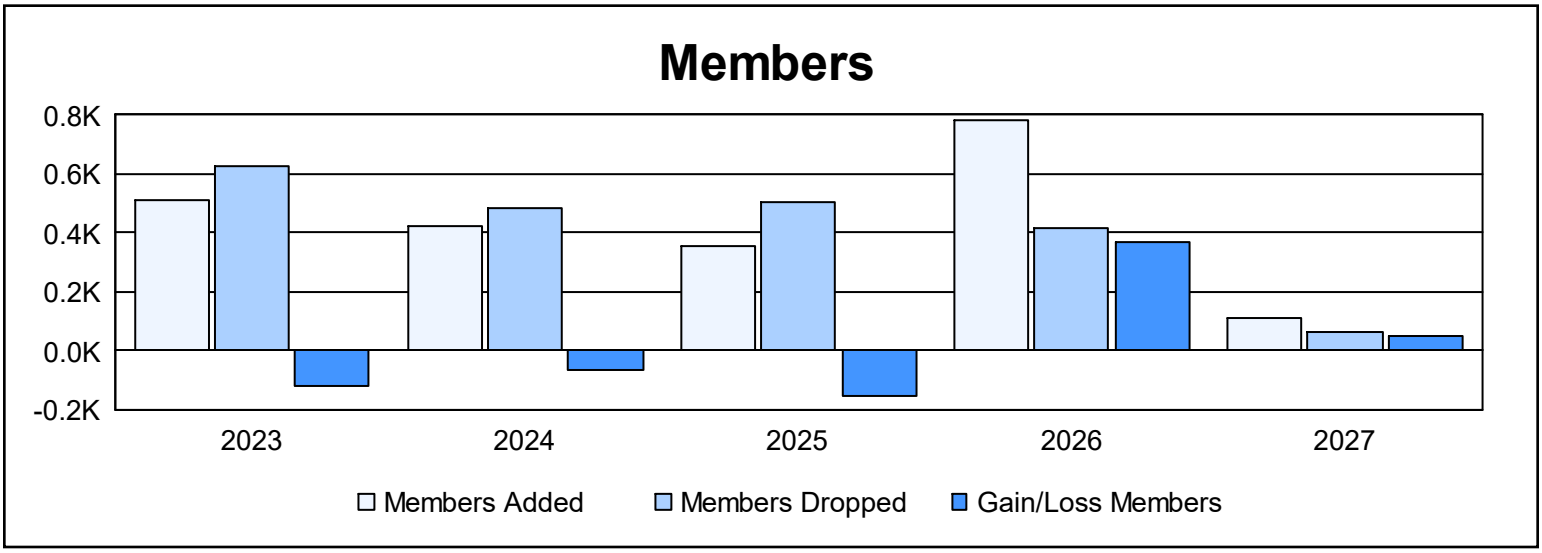

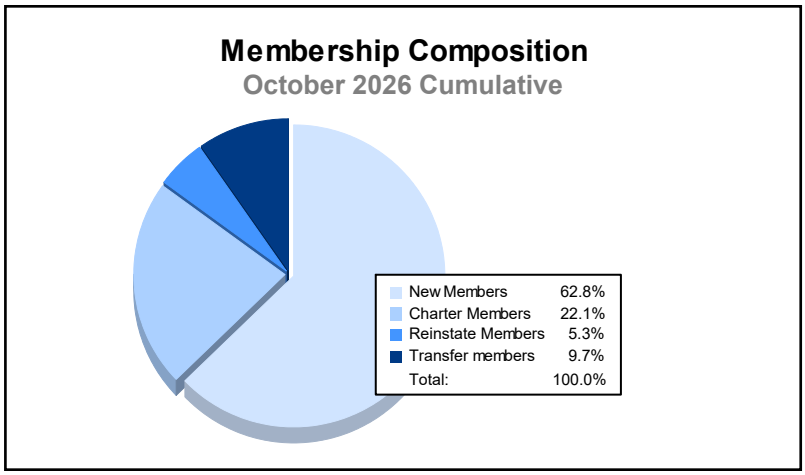
Membership Composition
October 2026 Cumulative
New Members 62.8%
Charter Members 22.1%
Reinstate Members 5.3%
Transfer members 9.7%
Total: 100.0%

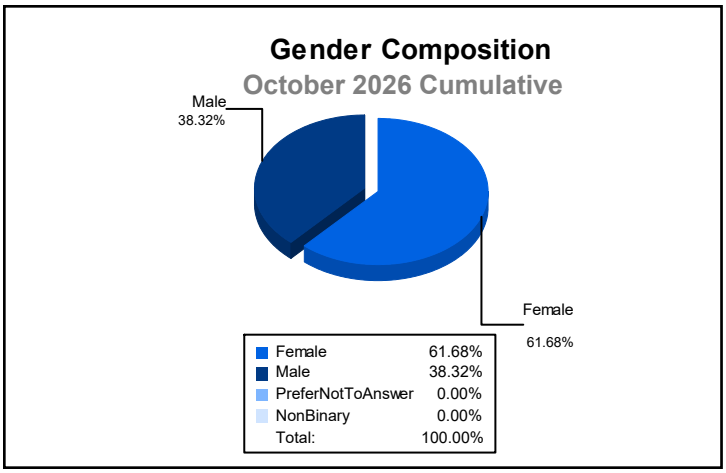
Gender Composition
October 2026 Cumulative
Male
38.32%
Female
61.68%
Female 61.68%
Male 38.32%
PreferNotToAnswer 0.00%
NonBinary 0.00%
Total: 100.00%